

Taking it a Step Further

1.10
**A MULTITUDE OF DOTS
OR IMAGES (10)**

1

Targeted skills

Participate equally,
communicate, wait one's turn.

Objective

Solve a problem using only
words.



Learning Activity



PREPARATION

Materials for each team

Set of cards (pages 70 to 76 or 77 to 83)
Four feedback sheets

Cooperative structures

Equal sharing of materials
Discussion

Group formation

Heterogeneous teams of four students (home groups)



ACTIVITY

Getting started

One team demonstrates the activity procedure while the others observe and, one at a time, take the place of a team member.

Procedure

Deal cards equally, making sure that no player sees another's cards. Each card in the set has one or more duplicates, except one, which has to be discovered. The game ends when a card is identified as being unique, whether or not it is the right one. Make sure that all the members agree before the corrector comes to check. One team member keeps time to see how long it took the team.

Instructions for students:

- You are not allowed to show your cards to other members;
- You cannot give your card to another member;
- You cannot draw or sketch the pattern on your card;
- You cannot look at the cards of another member;
- Do not refer to the number on the back of the card;
- Keep the cards that you have discarded for yourself;
- You can speak as long as it takes to solve the problem and to help the whole group succeed.



FEEDBACK





Feedback on what was learned

The teacher asks students what strategies they used to find the unique card. The teacher shares his or her observations.





Feedback on the cooperative process

Have the students complete the feedback sheet:
- How did cooperation help you complete this activity?





A MULTITUDE OF DOTS







A MULTITUDE OF DOTS







A MULTITUDE OF DOTS







A MULTITUDE OF DOTS



A MULTITUDE OF DOTS




A MULTITUDE OF DOTS



A MULTITUDE OF DOTS



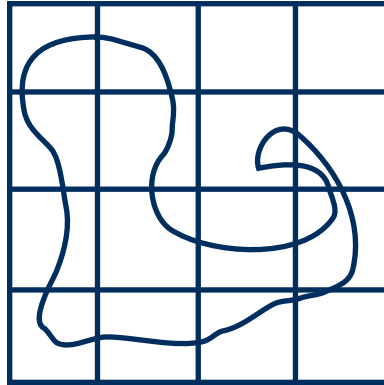
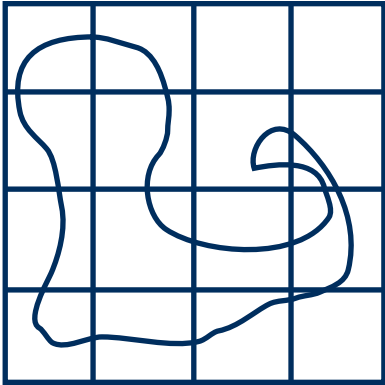
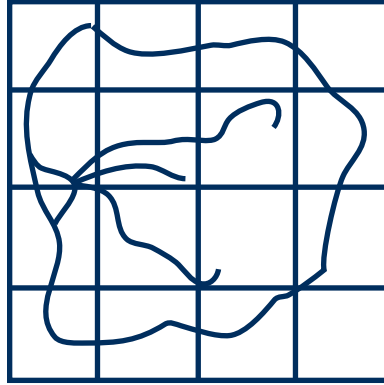
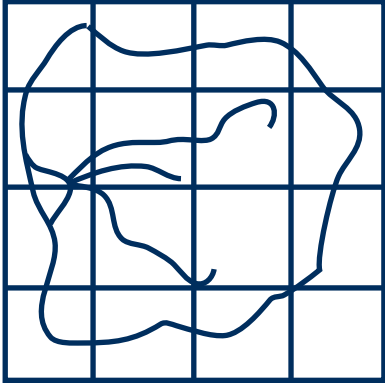
ANSWER SHEET

THE UNIQUE CARD



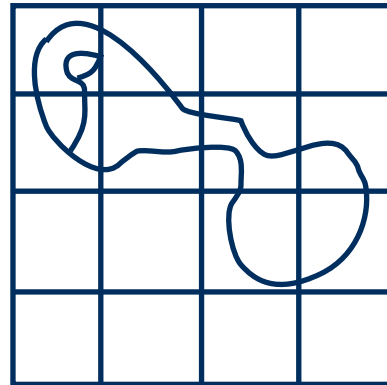
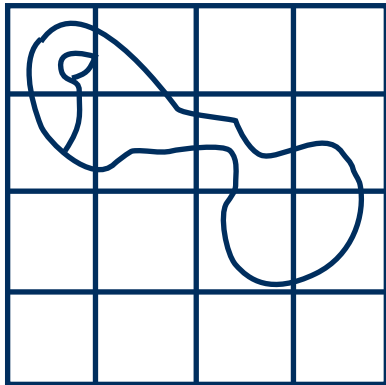




●	●	○	○	○	○	●	●	●	●	○	○		
●	●	○	○	○	○	●	●	●	●	○	○	○	○
○	○	●	●	●	●	●	●	○	○	○	○		
○	○	●	●	●	●	●	○	○	○	○			
●	●	●	●	○	○	○	○	●	●	●	●		
●	●	●	●	○	○	○	○	●	●	●	●		
○	○	○	○	○	○	●	●	●	●	○	○		
○	○	○	○	○	○	●	●	●	●	○	○		
○	●	●	○	○	○	○	○	○	○	○	●	●	
○	●	●	○	○	○	○	○	○	○	○	○	●	●
●	●	○	○	○	○	●	●	○	○	○	○	●	●
●	●	○	○	○	○	●	●	○	○	○	○	●	●

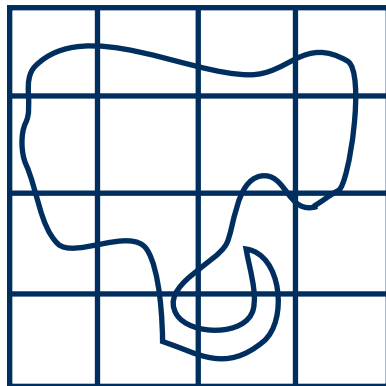
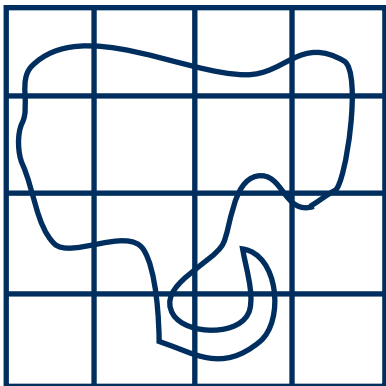
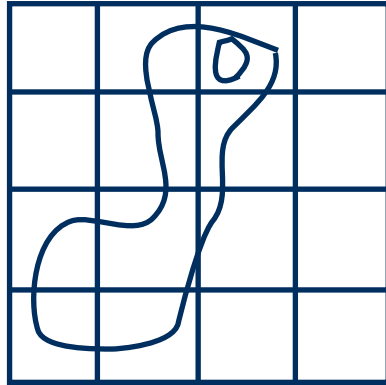
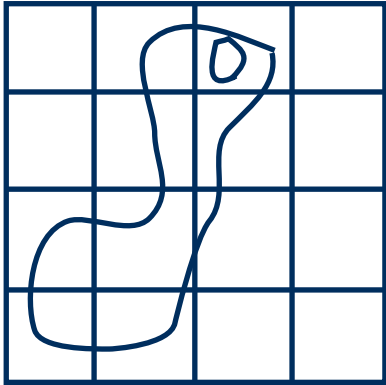
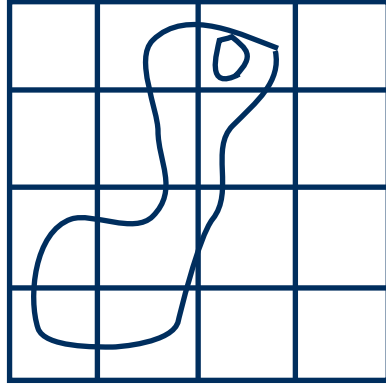
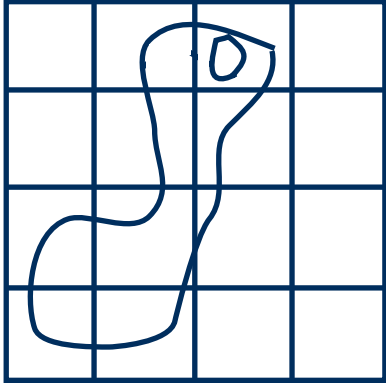
A MULTITUDE OF IMAGES



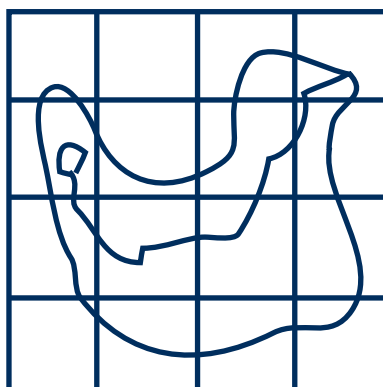
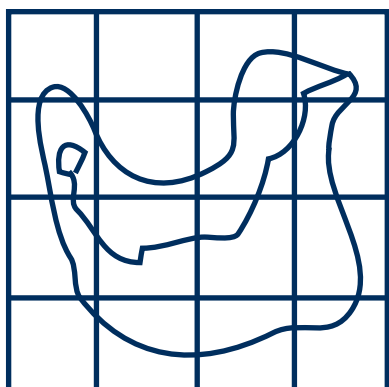
A MULTITUDE OF IMAGES



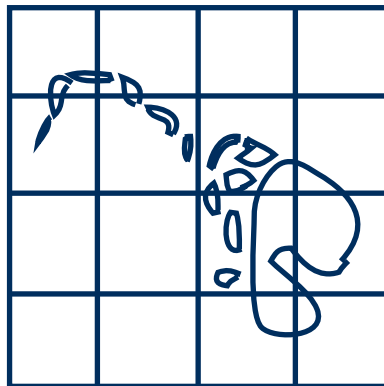
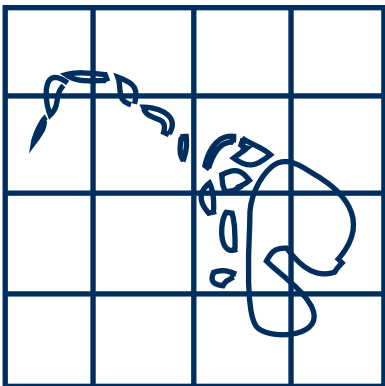




A MULTITUDE OF IMAGES



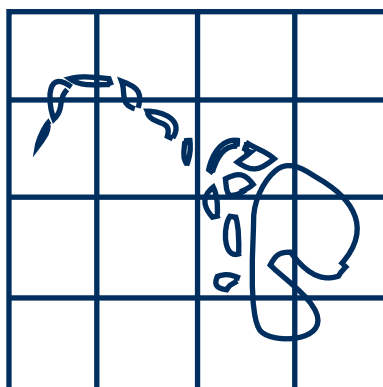


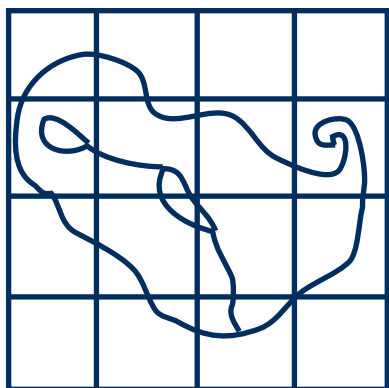
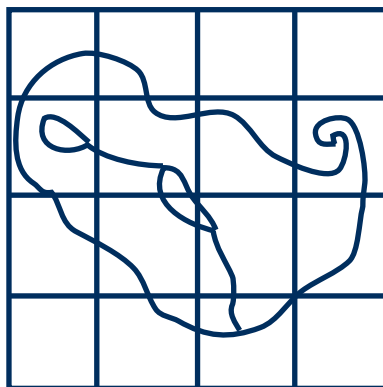
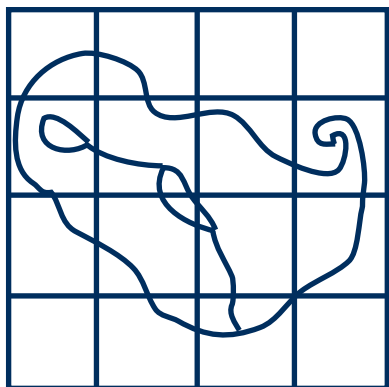
A MULTITUDE OF IMAGES



A MULTITUDE OF IMAGES



A MULTITUDE OF IMAGES



A MULTITUDE OF IMAGES

ANSWER SHEET

THE UNIQUE CARD

